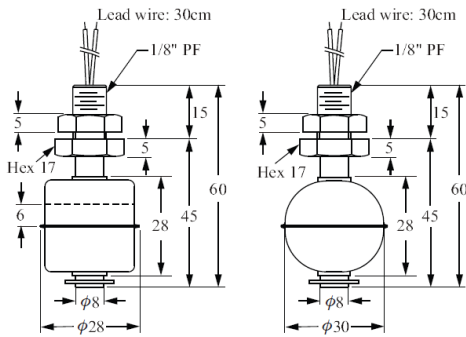


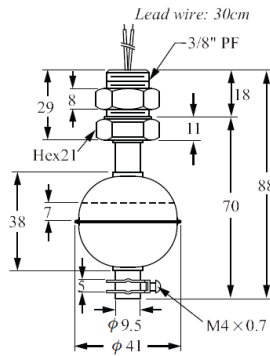
METAL TYPES

► FD 30□1/ FD 35□1



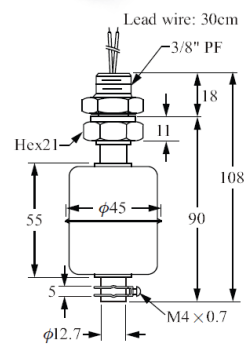
Washer: NBR
Drill hole ϕ 10mm

► FD 40□1



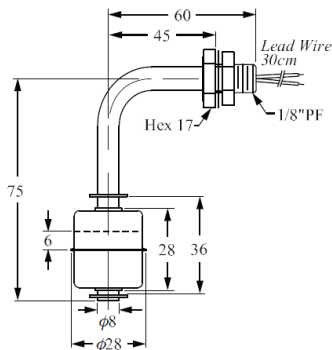
Washer: NBR
Drill hole ϕ 17mm

► FD 45□1



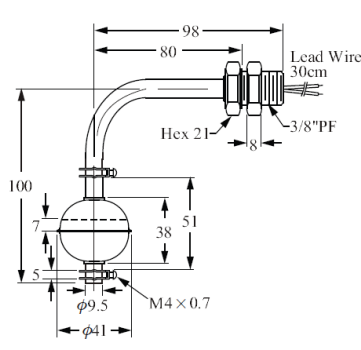
Washer: NBR
Drill hole ϕ 17mm

► FD 30□2



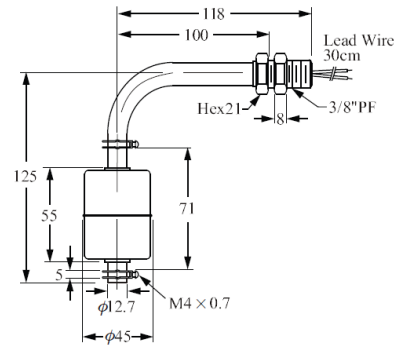
Washer: NBR
Drill hole ϕ 10mm

► FD 40□2



Washer: NBR
Drill hole ϕ 17mm

► FD 45□2



Washer: NBR
Drill hole ϕ 17mm